



GPI-705A/715A & GPI-725A/735A

Patent No : 074646



GPI-745A



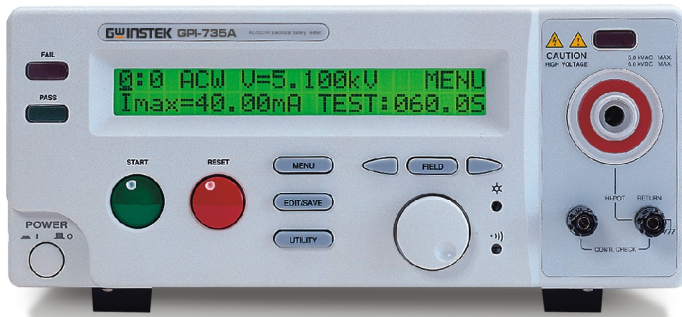
Patent No:074646

FEATURES

- * 200VA AC Test Capacity
- * AC/DC Withstanding Voltage Test & Insulation Resistance Test
- * True RMS Cut-Off Current Measurement
- * Arc Detection
- * Zero Crossing Turn-On Operation Switch
- * Linear Amplifier with Feedback Control to Provider High Regulated Voltage Output
- * Controllable Ramp-Up Time
- * Output Voltage and Current Limit Could be set Without HV Output
- * Output Voltage Adjustable During Test Period
- * 9 pins Remote Control for START, RESET, and Test Result Output
- * Automatic FAIL Indicator of Alarm Lamp and Buzzer
- * Scanner Box for Automatic Test (Option)
- * 42A Ground Bond Test (GPI-745A only)

The GPT/GPI-700A Series is a universal Safety Tester, compliant to all major safety standards such as UL, CSA, JIS, and BS. The operation interface has been carefully designed making it user-friendly and fully automatic, to ensure safety and to produce reliable test results. The advanced and versatile GPT/GPI-700A Series can be used in production lines, workshops, laboratories, and test sites. Users can select from 5 models according to the testing requirement - starting from the simple 705A for AC Withstanding, through middle range GPI-725A for AC Withstanding + Insulation Resistance, up to the most advanced GPI-745A for AC Withstanding + DC Withstanding + Insulation Resistance + Ground Bond. Each model has remote control terminal and programming function which deliver fast and reliable test results.

SPECIFICATIONS	
AC HI-POT	
Voltage Range	0.100kV ~ 5.000kV
Voltage Resolution	5V/step
Voltage Regulation (Line and Load)	1% + 5 V
Voltage Accuracy	± (1% rdg ±10V)
Max. Current Sourcing	30mA ~ 40mA (above 500V, maximum test time:180sec.) 0.10mA ~ 29.99mA (above 500V, continuous test) 0.10mA ~ 10mA (below 500V, continuous test)
Current Limit	0.10 ~ 40mA, 0.02mA/step
Current Accuracy	± (1% rdg ± 80µA)
DC HI-POT (GPI-715A/GPI-735A/GPI-745A)	
Voltage Range	0.100kV ~ 6.000kV
Voltage Resolution-Output	5V/step
Voltage Regulation (Line and Load)	1% + 5 V
Voltage Accuracy	± (1% rdg ±10V) (above 500V)
Max. Current Sourcing	0.10mA ~ 10.00mA (above 500V, continuous test) 0.10mA ~ 2mA (below 500V, continuous test)
Current Limit	0.10mA ~ 10mA, 0.01 mA/step
Current Accuracy	± (1% rdg ± 50µA)
INSULATION RESISTANCE (GPI-725A/GPI-735A/GPI-745A)	
DC Voltage	50V/100V/500V/1000V
Resistance Range	1~9900MΩ(500V, 1000V); 1~2000MΩ(50V, 100V)
Resistance Accuracy (50V/100V)	1MΩ~50MΩ : ± (5% rdg±1count) 51MΩ~200MΩ : ± (10% rdg±1count) 201MΩ~2000MΩ : ± (20% rdg±1count)
Resistance Accuracy (500V/1000V)	1MΩ~500MΩ : ±(5% rdg±1count) 501MΩ~2000MΩ : ±(10% rdg±1count) 2001MΩ~9500MΩ : ± (20% rdg ±1count)
GROUND BOND (GPI-745A)	
Voltage Range	Max. 8V (DC)
Current Range	3~42A
Current Resolution	0.02A
Current Accuracy	± 1% of reading±0.2A (3A~8A);±1% of reading ± 50mA (9A~42A)
Ground Bond Resistance Test	0~600mΩ
Resistance Resolution	0.1mΩ
Resistance Accuracy	± 1% of reading±3mΩ
Test Method	Four terminal test mode
CONTINUITY CHECK (GPI-705A/715A & GPI-725A/735A)	
Output Current Range	0.1A (DC)
Compliance Voltage Range	10%
Resolution	0.1Ω @ 1Ω
RAMP TIME & TEST TIME	
AC Hi-Pot Ramp/Test Time	000.0 ~ 999.9 seconds
DC Hi-Pot Ramp/Test Time	000.0 ~ 999.9 seconds
Insulation Resistance Test Time	001.0 ~ 999.9 seconds
Ground Bond Test Time	000.0 ~ 999.9 seconds
Continuity Check Test Time	000.0 ~ 999.9 seconds
ARC DETECT	
Detect Current	40 level (1 ~ 40mA)
MEMORY	
	Groups : 10, steps per group : 16
INTERFACE	
Remote I/O	Standard
RS-232C	Standard
Scan	Standard
GPIB	Option
Real Panel Output	Standard (only GPI-745A)
POWER SOURCE	
	AC100V/120V/220V/230V±10% , 50/60Hz
DIMENSIONS & WEIGHT	
	330(W) x 149(H) x 446(D) mm, Approx. 14kg



GPI-735A

Rear Panel



ORDERING INFORMATION

- GPI-745A** AC 200VA AC/DC Withstanding Voltage/Insulation/Ground Bound Electrical Safety Tester
- GPI-735A** AC 200VA AC/DC Withstanding Voltage / Insulation Electrical Safety Tester
- GPI-725A** AC 200VA AC Withstanding Voltage / Insulation Electrical Safety Tester
- GPT-715A** AC 200VA AC/DC Withstanding Voltage Electrical Safety Tester
- GPT-705A** AC 200VA AC Withstanding Voltage Electrical Safety Tester

ACCESSORIES :
 User manual x 1 , Power cord x 1
 GHT-105A x 1 for GPT-705A/GPT-715A/GPI-725A/GPI-735A ; GHT-105A x 1, GTL-115A x 1 for GPI-745A

Option

- Opt.01 GPIB Interface (Factory Installed)
- Opt.04 HSB-001-1 Scanner Box, 8CH HV and 8CH GB
- Opt.05 HSB-001-2 Scanner Box, 16CH HV

Option Accessories

- GHT-107A** Clip High Voltage Probe
- GHT-108** High Voltage Wiring Cable for HSB-001-1
- GHT-109** Ground Bond Wiring Cable or HSB-001-1
- GHT-110** Communication Cable for HSB-001-1/HSB-001-2
- GHT-113** High Voltage Test Pistol
- GRA-402** Rack Adapter Panel (19",4U)
- GRA-406** Rack Adapter Panel (19",3U) for HSB-001-1/HSB-001-2
- GTL-232** RS232C Cable, 9-pin Female to 9-pin, null Modem for Computer


NOTE : GPT/GPI-7 x 5A Series can control only one scanner box.

SELECTION GUIDE

MODEL	FUNCTION	AC	DC	IR	GB
GPT-705A		✓			
GPT-715A		✓	✓		
GPI-725A		✓		✓	
GPI-735A		✓	✓	✓	
GPI-745A		✓	✓	✓	✓

SCANNER BOX


HSB-001-1
 8CH HV + 8CH GB
 For : GPT/GPI-700A Series



(Rear Panel)

(Front Panel)

HSB-001-2
 16CH HV
 For : GPT/GPI-700A Series



Can be installed into rack by adding two option handles.


GHT-108
High Voltage Wiring Cable
 For : HSB-001-1



GHT-109
Ground Bond Wiring Cable
 For : HSB-001-1



GRA-406 Rack Adapter Panel
 For : HSB-001-1, HSB-001-2
 Rack Mounting (19",3U)



GHT-113
HIGH VOLTAGE TEST PISTOL

- * Housing of unbreakable plastic
- * Operation voltage 10kVDC/8kVAC max.
- * Connecting via highly flexible safety cable
- * Power supply line approx. 2m
- * Wear-resistant tungsten test probe tip
- * Teflon sleeve for resistance to burning

For : GPT/GPI-800A Series, GPT/GPI-700A Series



GHT-107A Clip High Voltage Probe

For : GPT/GPI-800A Series, GPT/GPI-700A Series

